

On-wall hygrostats and humidity and temperature sensors ($\pm 2.0\%$),
electronic, two-step, with multi-range switching,
with active (Automatic Output Switching) and switching outputs

Patented quality product (AOS patent no. DE 10 2015 015 941 B4)

Electronic on-wall hygrostat and/or on-wall thermostat **HYGRASREG® AHT-30** ($\pm 2.0\%$ RH) with two continuous and two switching outputs, configurable relay assignment (4 modes), to exactly detect the relative humidity (0...100% RH) and the temperature with 4 switchable measuring ranges (max. $-35\text{ °C}/-31\text{ °F}$ to $+80\text{ °C}/+176\text{ °F}$), with plastic sinter filter (exchangeable), housing made of impact-resistant plastic with quick-locking screws, with cable gland (M12 connector according to DIN EN 61076-2-101 on request), **with display**. The display can be changed from SI to imperial units via DIP switch. The measuring transducer automatically detects the required output type (**Automatic Output Switching**) and converts the measurands into a standard signal of 0–10 V or 4...20 mA.

The on-wall sensor is applied in a non-aggressive, dust-free environment. It is suitable for regulating and monitoring relative humidity (humidifying and dehumidifying) and/or the temperature (heating and cooling), e.g. in laboratories, production facilities, climatic test cabinets, indoor swimming pools, greenhouses, etc., to control humidifying and dehumidifying equipment or heating system control. The measuring transducers are designed for exact humidity/temperature measurement. A long-term stable, **digital humidity and temperature sensor** guarantees exact measurement results. The sensor is factory-calibrated; an environmental precision adjustment by an expert is possible.

TECHNICAL DATA

Power supply:	24 V AC/DC ($\pm 10\%$)
Power consumption:	typically $< 3\text{ W}$ / 24 V DC; $< 5.5\text{ VA}$ / 24 V AC
System of units:	SI (default) or imperial (switchable via DIP switch)
Data points:	relative humidity [% RH], temperature [°C] [°F]
Outputs:	2x automatic 0-10 V/4...20 mA (Automatic Output Switching) – the unit detects the required output type and automatically switches to U or I output) with offset potentiometer ($\pm 10\%$ of measuring range)
Load resistance:	RL $> 15\text{ k}\Omega$ load at AOS-U; RL = 25...450 Ω working resistance at AOS-I
Relay outputs:	2x potential-free changeover contact (24 V/1 A), switch steps 1 and 2 are separately adjustable (via Set potentiometer), Setting range is 5...95% of corresponding measuring range, relay assignment depends on the function mode set
Operating difference:	Mode 1: both switch steps are freely adjustable (humidity) Mode 2: 5% between both switch steps (humidity) Mode 3: both switch steps freely adjustable (temperature) Mode 4: switching speed 1 (temperature), switching speed 2 (humidity) (Function mode adjustable via DIP switches)

HUMIDITY

Sensors:	Digital humidity sensor with integrated temperature sensor , low hysteresis, high long-term stability
Sensor protection:	Plastic sinter filter, $\varnothing 16\text{ mm}$, L = 35 mm, exchangeable (optional metal sinter filter, $\varnothing 16\text{ mm}$, L = 32 mm)
Measuring range:	0...100% RH
Operating range:	0...95% RH (non-precipitating air)
Accuracy:	typically $\pm 2.0\%$ (20...80% RH) at $+25\text{ °C}$, otherwise $\pm 3.0\%$
Output:	0-10 V / 4...20 mA (automatically via AOS)

TEMPERATURE

Measuring range:	Multi-range switching with 4 measuring ranges (via DIP switch) 0...+50 °C / +32...+122 °F 0...+80 °C / +32...+176 °F $-35\text{ ...}+75\text{ °C}$ / $-31\text{ ...}+167\text{ °F}$ $-35\text{ ...}+35\text{ °C}$ / $-31\text{ ...}+95\text{ °F}$
Operating range:	$-10\text{ ...}+60\text{ °C}$ / $+14\text{ ...}+140\text{ °F}$
Accuracy:	typically $\pm 0.2\text{ K}$ / $\pm 0.5\text{ °F}$ at $+25\text{ °C}$ / $+77\text{ °F}$
Output:	0-10 V / 4...20 mA (automatically via AOS)
Long-term stability:	$\pm 1\%$ per year
Housing:	Plastic, UV-resistant, polyamide material, 30% glass-globe reinforced, with quick-locking screws (slotted/Phillips head combination), colour traffic white (similar to RAL 9016), housing cover for display is transparent!
Housing dimensions:	126 x 90 x 50 mm (Tyr2)
Cable connection:	Cable gland made of plastic (M 16 x 1.5; with strain relief, exchangeable, max. inner diameter 10.4 mm) or M12 connector according to DIN EN 61076-2-101 (optional on request)
Protective tube:	made of stainless steel V2A (1.4301), $\varnothing 16\text{ mm}$, L = approx. 50 mm (with filter, see dimensional drawing)
Protection class:	III (according to EN 60730)
Protection type:	IP65 (according to EN 60529)
Electrical connection:	0.2–1.5 mm ² , via push-in terminals
Standards:	CE conformity according to EMC Directive 2014/30/EU
Display:	with illumination , three-line, cutout approx. 70 x 40 mm (W x H), for displaying ACTUAL humidity and/or ACTUAL temperature or for setpoint adjustment.



NEW

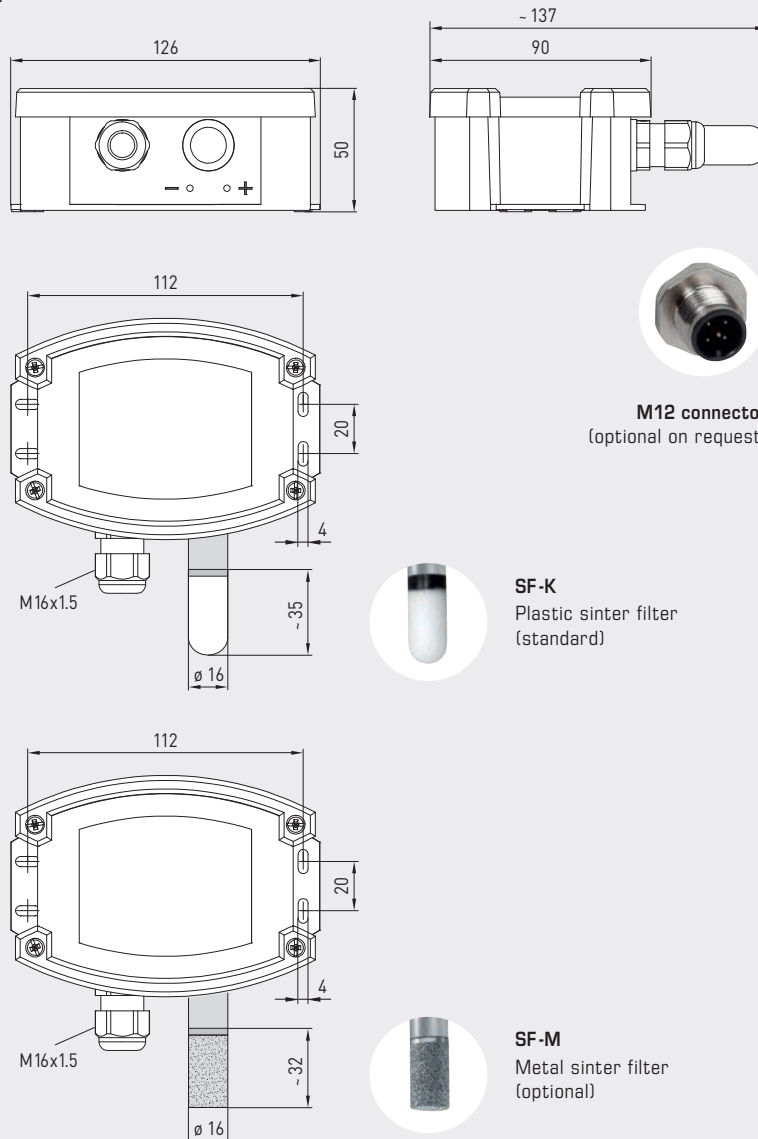
S+S REGELTECHNIK

HYGRASREG® AHT-30

On-wall hygrometers and humidity and temperature sensors ($\pm 2.0\%$), electronic, two-step, with multi-range switching, with active (Automatic Output Switching) and switching outputs

Dimensional drawing [mm]

AHT-30



AHT-30 with display and plastic sinter filter (standard)



AHT-30 with display and metal sinter filter (optional)



Automatic detection and switching to standard signal 0...10V or 4...20 mA

AOS-PATENTED
AUTOMATIC OUTPUT SWITCHING

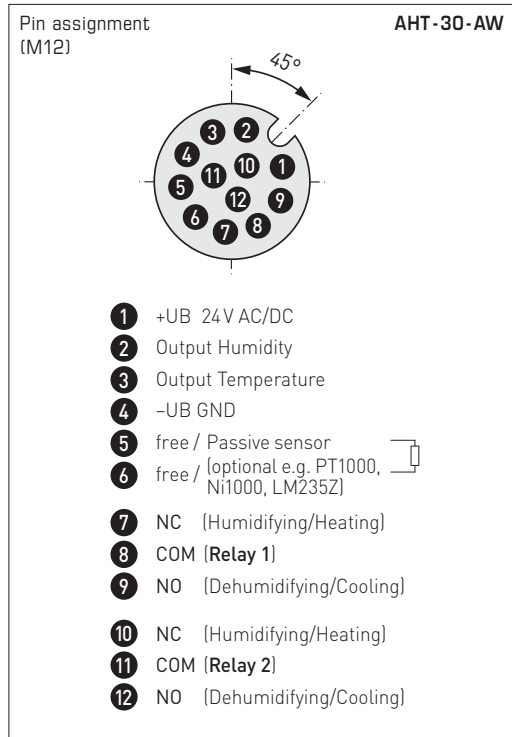
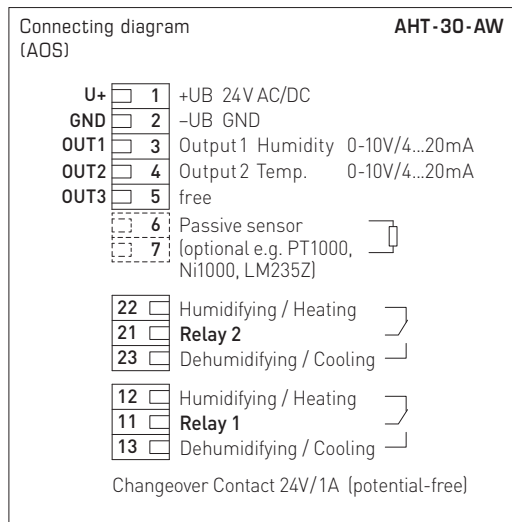
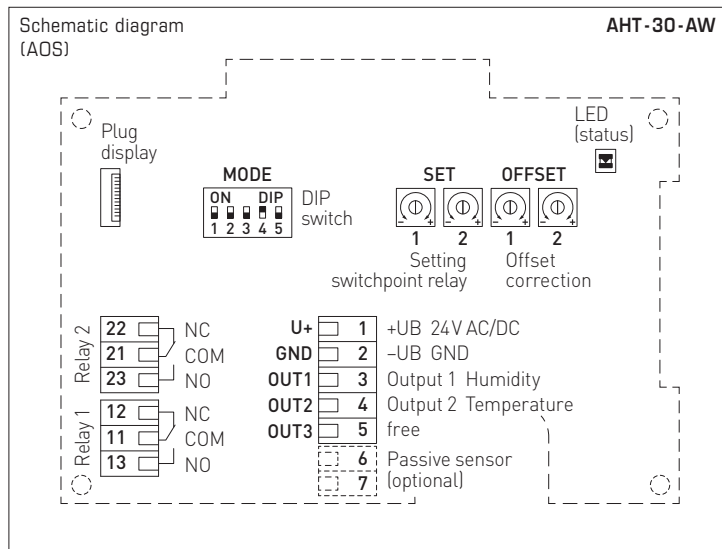
TECHNICAL DATA

(continued)

FUNCTION

Humidifying/heating:	<p>1st step: wire contacts 11 - 12. If actual humidity falls more than 3% RH / 1 K (hysteresis) below switching threshold S1, the changeover contact switches to 11 - 12.</p> <p>2nd step: wire contacts 21 - 22. If actual humidity falls more than 3% RH / 1 K (hysteresis) below switching threshold S2, the changeover contact switches to 21 - 22. Terminal 2: output relative humidity / terminal 3: output temperature</p>
Dehumidifying/cooling:	<p>1st step: wire contacts 11 - 13. When actual humidity exceeds switching threshold S1, the changeover contact switches to 11 - 13.</p> <p>2nd step: wire contacts 21 - 23. When actual humidity exceeds switching threshold S2, the changeover contact switches to 21 - 23. Terminal 2: output relative humidity / terminal 3: output temperature</p>
Readout in the display:	<p>The 1st line of the display shows the ACTUAL humidity [% RH] and the ACTUAL temperature in [°C]/[°F]. The displays showing the ACTUAL values alternate in a 3-second rhythm. The resolution is 1/10 measured value.</p> <p>The 3rd line shows information about the switching status of relay 1 and 2 (as circuits) on the left, and on the right for the switching values of relays 1 and 2 in [% RH] or [°C]/[°F]. The reference to respective measured value (relative humidity or temperature) is determined by the mode selected.</p>

On-wall hygrometers and humidity and temperature sensors ($\pm 2.0\%$),
 electronic, two-step, with multi-range switching,
 with active (Automatic Output Switching) and switching outputs

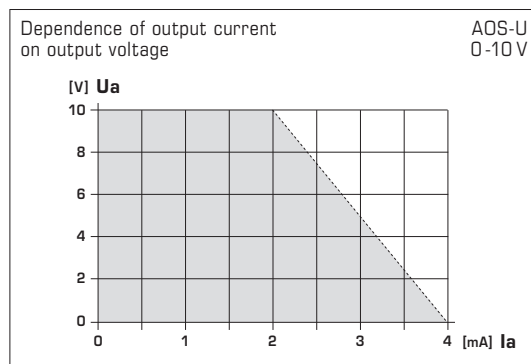
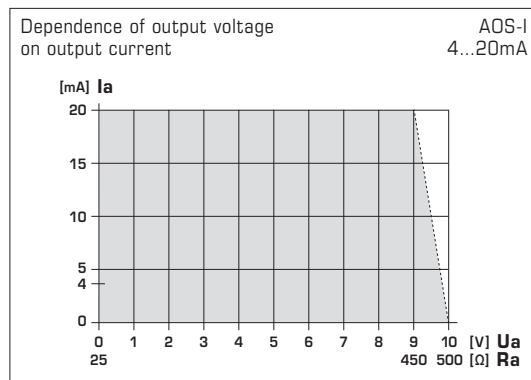


DIP switch		AHT-30-AW	
Relay			
Function mode		DIP 1	DIP 2
Mode 4 (temperature + humidity)		ON	ON
Mode 3 (temperature + temperature)		OFF	ON
Mode 2 (humidity + 5% RH)		ON	OFF
Mode 1 (humidity + humidity) (default)		OFF	OFF
Setting range			
Humidity: 5...95% RH			
Temperature: 5...95% of set measuring range (DIP 3+4).			
Temperature			
Measuring range		DIP 3	DIP 4
-35...+75 °C / -31...+167 °F		ON	ON
0...+50 °C / +32...+122 °F (default)		OFF	ON
0...+80 °C / +32...+176 °F		ON	OFF
-35...+35 °C / -31... +95 °F		OFF	OFF
Display			
System of units			DIP 5
Imperial: [°F]			ON
SI: [°C] (default)			OFF
Temperature			
Value indicated in display depends on system of units set (DIP 5).			



Note:

The offset potentiometers are assigned to the corresponding output of the measurand and of the relay.
 Output 1 → Offset 1 (humidity)
 Output 2 → Offset 2 (temperature)
 Relay 1 → Set 1 (depends on
 Relay 2 → Set 2 function mode)





NEW

On-wall hygrostats and humidity and temperature sensors ($\pm 2.0\%$),
 electronic, two-step, with multi-range switching,
 with active (Automatic Output Switching) and switching outputs

Switching output AHT-30

When the respective switching point is exceeded, the corresponding relay switches over (changeover contact 1 switches from position 2 to position 3). When the pre-set switching point is undershot again by more than 3% RH or 1 K (hysteresis), the respective switching output switches back to the initial position (changeover contact 1 switches from position 3 to position 2).

The SET-Potentiometers for **setting the switching points** are assigned to the corresponding relay: **Relay 1** via SET 1 and **relay 2** via SET 2. The setting range is 5...95% of the corresponding measuring range. The assignment of the relays depends on the operating mode (see below).

Mode 1: Both relays are assigned to the **humidity** independently of each other.
 The switching points for relay 1 (via SET 1) or relay 2 (via SET 2) can be set individually in the range of 5...95% RH.

Mode 2: Both relays are assigned to the **humidity** depending on each other.
 The switching point for relay 1 (via SET 1) can be set individually from 5...95% RH.
 The switching point for relay 2 (SET 2 has no function assigned!) is defined with 'Switching point 1 + 5% RH'.

Mode 3: Both relays are assigned to the **temperature** independently of each other.
 The switching points for relay 1 (via SET 1) and relay 2 (via SET 2) can be set individually in the range of 5...95% of the selected measuring range.

Mode 4: The relays are assigned to the **temperature** (relay 1) and **humidity** (relay 2) independently of each other.
 The switching point for relay 1 (via SET 1) can be individually set in the range of 5...95% of the selected measuring range.
 The switching point for relay 2 (via SET 2) can be individually set in the range of 5...95% RH.

HYGRASREG® On-wall hygrostat and humidity and temperature sensor ($\pm 2.0\%$), *Deluxe*

Type/WG02	Measuring range* Humidity Temperature	Output	Equipment Display	Item No.	Price
AHT-30-AW		(switchable)			
AHT-30-AW LCD	0...100% RH -35...+75 °C / -31...+167 °F -35...+35 °C / -31... +95 °F 0...+50 °C / +32...+122 °F 0...+80 °C / +32...+176 °F	0-10V / 4...20 mA	WW ■	1 202-7127-E421-000	260,19 €

Switching point: * **Setting range** corresponds to 0...95% RH (humidity) and 0...95% of measuring range set (temperature).

Outputs / equipment: 2x 0-10V / 4...20 mA (automatically via) – **WW = 2x changeover contacts (two-step)** display can be switched from SI to imperial units.

Optional: Cable connection with **M12 connector** according to DIN EN 61076-2-101 on request

ACCESSORIES

SF-K	Plastic sinter filter, Ø 16 mm, L = 35 mm, exchangeable	7000-0050-2310-000	14,19 €
SF-M	Metal sinter filter, Ø 16 mm, L = 32 mm, exchangeable, stainless steel V4A (1.4404)	7000-0050-2200-100	46,70 €
WS-03	Weather and sun protection hood, 200 x 180 x 150 mm, stainless steel V2A (1.4301)	7100-0040-6000-000	49,36 €